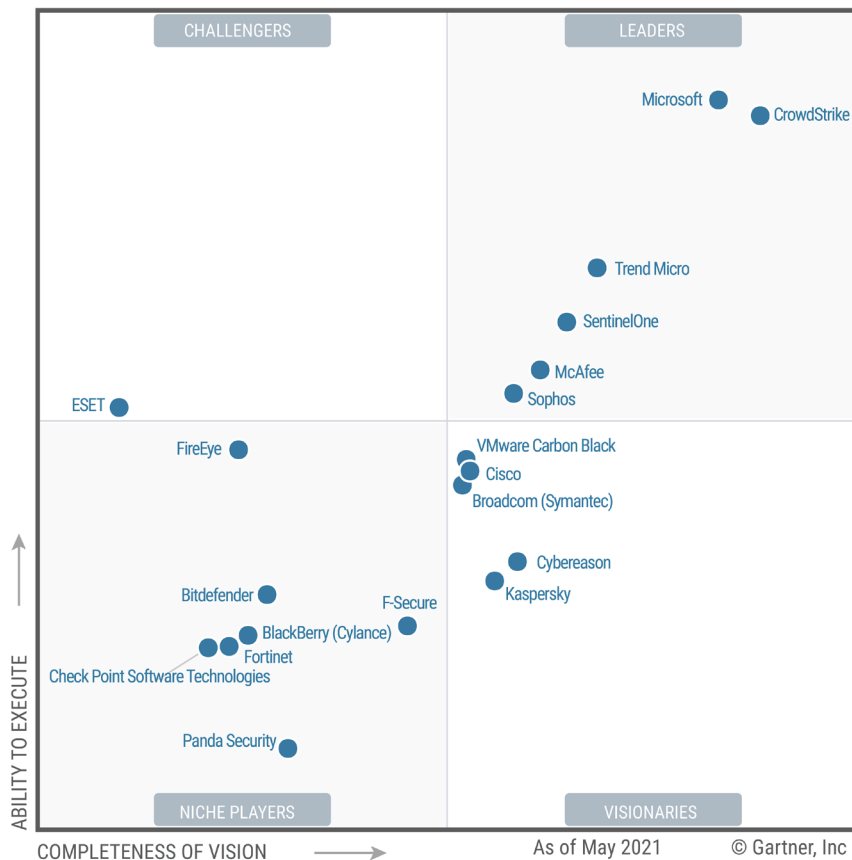


Named a Leader

2021 Gartner Magic Quadrant for Endpoint Protection Platforms

Figure 1: Magic Quadrant for Endpoint Protection Platforms



Source: Gartner (May 2021)

Disclaimer: Gartner does not endorse any vendor, product or service depicted in its research publications, and does not advise technology users to select only those vendors with the highest ratings or other designation. Gartner research publications consist of the opinions of Gartner's research organization and should not be construed as statements of fact. Gartner disclaims all warranties, expressed or implied, with respect to this research, including any warranties of merchantability or fitness for a particular purpose.

SentinelOne Characteristics

- ✓ Easy deployment
- ✓ Effective protection
- ✓ Options to suit all organizations
- ✓ Cloud workload ready
- ✓ Strong MITRE ATT&CK results
- ✓ Timely, quality customer support

Gartner Critical Capabilities

TYPE A USE CASE

**Lean Forward
Organizations**

Highest Score

TYPE B USE CASE

**Blended Approach
Organizations**

Highest Score

TYPE C USE CASE

**Prevention Focused
Organizations**

Highest Score

Highest Score in All Use Cases

SentinelOne Receives Top Scores for Type A, B, and C Use Cases in Gartner's 2021 Critical Capabilities for Endpoint Protection Platforms. SentinelOne meets you where you are with options to suit each type of organization.

sentinelone.com

© 2021 SentinelOne.
All Rights Reserved.

Gartner Critical Capabilities Definition

2021 Gartner Magic Quadrant for Endpoint Protection Platforms

Critical Capabilities places “emphasis on hardening, detection of advanced and fileless attacks, and response capabilities, favoring cloud-delivered solutions offering a fusion of products and services.”

✓ Ease of use

✓ Cloud management

✓ Prevention

✓ EDR functionality

✓ EPP suite

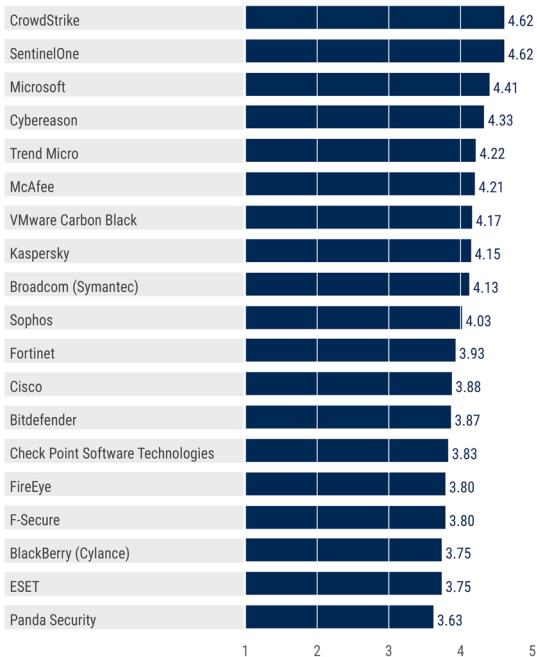
✓ Managed services

✓ Geographic support

✓ OS support

Figure 1. Vendors' Product Scores for the Type A Use Case

Product or Service Scores for Type A



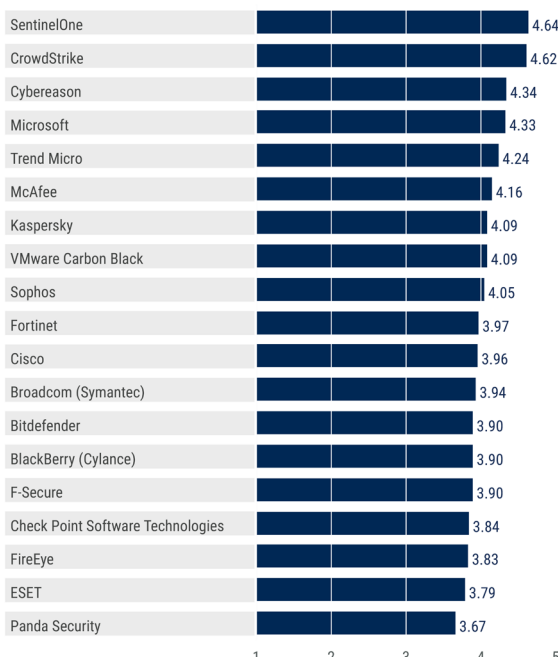
As of 1 March 2021

© Gartner, Inc

Source: Gartner (May 2021)

Figure 2. Vendors' Product Scores for the Type B Use Case

Product or Service Scores for Type B



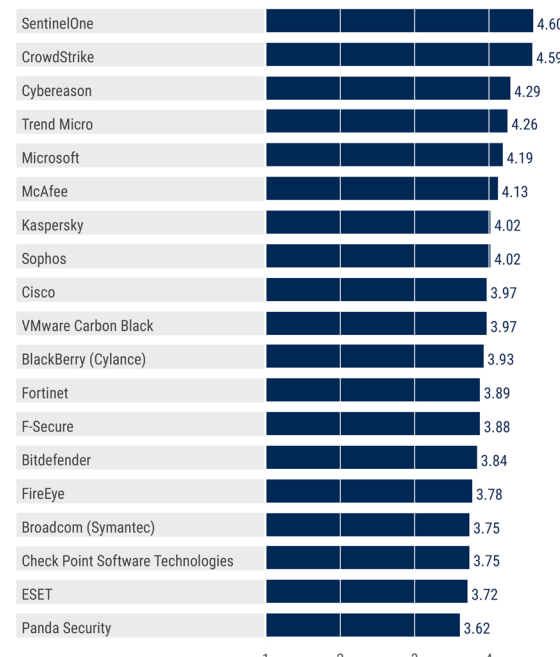
As of 1 March 2021

© Gartner, Inc

Source: Gartner (May 2021)

Figure 3. Vendors' Product Scores for the Type C Use Case

Product or Service Scores for Type C



As of 1 March 2021

© Gartner, Inc

Source: Gartner (May 2021)